

Multi line display watch pager

User manual

Content:


1. Turn on /off the pager
2. Receive message
3. Reading old messages
4. Delete or lock messages
5. Functions setting
6. Low battery and charging.
7. Other information.

1



2

1. Turn on/off pager



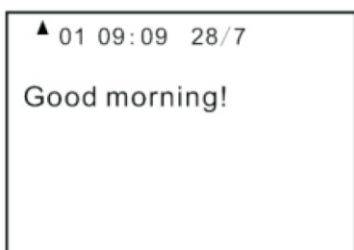
Press the Read button for over 3 seconds to turn on the pager

When boot, Pager will show some information, such as software version,

frequency, SN, Then enter standby mode, as photo.

3

2. Receive message



When pager got a new message, it will display automatically.

As photo, the first show time information..

4

3. Reading old messages



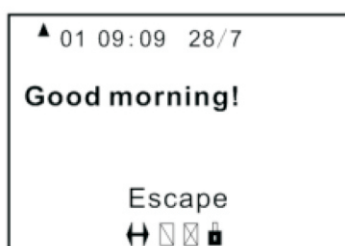
In the message display screen, press **Read**

key to read message, **up and down key** to

last or next message

5

4.Delete or lock message.




When read message, press Function key will prompt a menu to delete one, delete all

and lock message.

6

5. Functions setting



On standby status, press function key, function menu will shows, as photo. Up

and down key to move cursor, function key to

7